



The Nascot News

Spring Term

March 2024

Issue: #6 🐰



Nascot Wood Junior School's termly newspaper

WELCOME

Welcome back to the Nascot News. This is the 6th edition and we are delighted to share it with you.

First of all we would like to thank our contributors: Vedhaa (Year 4), Emily (Year 6), Riaan (Year 6), Eileen (Year 5), Hasan (Year 6), Anushka (Year 6), Tanvi (Year 6) and Fareeda's mum.

For this edition, our Year 6 core team has been excellent. Many thanks to Janvi, Riaan and Emily.

We have many new articles and a new competition to share with you. In this edition, we have created a competition that will entertain you while reading this newspaper. We have hidden easter eggs, bunnies and easter bunnies with easter eggs. In order to participate in this fun competition, you will need to count how many there are of each picture, give it to us on a small piece of paper with your name and class on it.

The papers with the correct answer will be put in a raffle Box and be pulled out to confirm the winners, there are 3 prizes to be won. The deadline is Friday the 19th of April. For further information look at page 21.

We would also like to thank Miss Reynolds, Mrs Singh and Mr Watts for helping us edit this edition.

Have an amazing Easter Holiday and we hope you enjoy reading this edition.

Avani and Fareeda.



WHAT'S IN THIS EDITION

School Updates

- 02 Young Voices Trip
- Y6 trip to St Luke's
- Y6 girls football competition
- Y6 visit Warner Brothers Studios
- A new competition

News Articles

- Our favourite parts of the HP studio tour
- A review of a trip to Chicago

Contributions from NWJS

- A lemonade recipe
- Recipes from Fareeda's Mum
- A poem about cats
- I'm not old - comic
- Bonfire night poem

Art Work

- A castle
- A picture of a school girl

Interviews

- An interview with a piano teacher

This & That

- Sweets or Chocolate


Y6's Visit to the Warner Bros. Studio Tour London - The Making of Harry Potter

Y6 Harry Potter Trip

If you're a Harry Potter fan like me, you will have a day you will never forget. The Year Sixes and I definitely did! From the famous Diagon Alley to the Wonderful Weasley's



kitchen, the Harry Potter Studios is an experience above all others. Each costume and prop has their own personality, making them shine in their own way. Each scene was an amazing experience and every photo has its own look. No-one should miss out on this mystical cauldron of happiness.



Getting off the coach, all I could say is, "Oh my god I'm so excited," repetitively. Like most of my friends actually had to tell me to calm down. When we entered reception, an educational specialist took us to a special classroom (after a long climb up many stairs) and taught us all about the behind the scenes Art of Foley (how all the sound effects are made). We, ourselves, got to become Foley Artists and create sound effects for some clips with no sound! My group and I really enjoyed this activity. I even found out that some of the forbidden forest was filmed in



Puzzlewood in the Forest of Dean; one of my favourite places.

First impressions can be deceiving, however the Harry Potter Studios do not disappoint. The unique, talking portraits were very excited at the beginning and the staff were so kind; they had a certain amount of charisma in their voice that made you intrigued to want to know more. Finally, we watched a magnificent clip, then the curtains went up and stood before us was the magical Great Hall.

We were given passports to record each stamp at specific places throughout the tour. Walking around the Gryffindor Common Room, entering the misty and mysterious Forbidden Forest to the incredible Platform 9 $\frac{3}{4}$ where you could take a clip riding this terrific locomotive yourself was magical. In my opinion, one of my favourite bits was riding the broomstick with a green screen behind me. It was fantastically fun and the photograph was great, making it look like we were seekers about to catch the golden snitch.



We finally reached the dining hall where we were to eat. Fueled up with our scrumptious food, we then ventured into the Backlot which included: the huge Knight Bus, the Dursleys house and the greenhouse where you could pull a screaming mandrake. We were to continue the next part of the tour which included: the Buckbeak robot, Gringotts Bank where a massive CGI dragon that wrecked the place to bits, the amazing Diagon Alley which included and finally, the breath-taking model of the Hogwarts castle.



As we were walking out through the shop, my feet were ready to do some relaxing once we came back to school. No regrets though because this was a memory not to be forgotten.

Written by Fareeda Bahaa El Din



Harry Potter

A fact file poem about cats



All About Cats

My cat

My cat is cute and it is called Horatio. He likes people, sometimes he is scared of cars because they are noisy. He eats a pouch of Whiskers every day and plays all the time with all kinds of cats. He is my cat and he meows at me.

What they eat

All cats are carnivores which means they eat other animals. They use their big eyes to see in the dark and are excellent at finding their prey. Prey is a word for the animals that are being hunted.

Appearance

Long tails help cats to keep their balance when they run and jump. Some of the big cats are very fast. A cheetah can run at 110 kilometres per hour. Cats have big padded paws so they can creep up on their prey without being heard. They have long, sharp teeth and claws to grip and kill their prey. Most cats live alone, but lions live together in a group called a pride.

Sleeping

The cats like to sleep a lot but they like sleeping on their back, with their front legs either resting on their belly or outstretched over their head, and their bellies fully exposed.



By Emily Preest, Year 6 rowan

An article about Year 6's trip to St Luke's Church


In February the whole of Year 6 went to St Lukes Church for a R.E lesson. As you know there was a nice calm room to stop and relax for a bit, which I thought was excellent. Let's stop and have a moment now, shall we?

Next what I thought was good was the magma ball, how you touch it and the light follows. Then, the peaceful moment to create your own art with yarn in our own designs.

Also, the duck challenge which I thought was a bit tough but when you set your mind to it (and get a bit of help) you can do it. With that when you catch the duck we take a moment to think about the thing that is on it and who gave us that thing e.g: favourite food or our favourite game how do we have it?

Finally, I enjoyed the room where they turn you into a King/Queen and they ask you if you like yourself, do you like yourself? Did you put your ink finger on the mirror? That was fun! I hope you enjoyed the trip like I did!

Written by Riaan Brahmbhatt, Year 6, Poplar Class



A poem about Bonfire Night



The Bonfire Night

Bright sparks illuminating the night skies,
On bonfire night, casting a feast for our eyes.
Night comes alive with dazzling fire's light.
Fireworks exploding, vibrant and grand,
In memory of Guy Fawkes, across the land.
Revelling in this night, once a year,
Everyone celebrates with laughter and cheer.

Night filled with wonder, lets our spirits fly high,
Igniting memories, as stars twinkle in the sky.
Gathering around in warmth and delight,
Hearing the crackling flames, we celebrate this special night.
The magic of Bonfire night, a spectacular sight!

By Vedhaa Nandakumar, Year 4, Oak

An article about Maple Club

Maple Club at Nascot Wood

Whether you need to go to a before school club or an after school club, don't worry, because Nascot Wood Junior School has it in the bag. With colouring, Lego, art and craft, foosball and more for weary mornings and playtime, excitement and fun for the afternoons, Maple Club is just the place for you. Socialising and making new friends from all years, it is the perfect way to open the doors to a wider range of cultures and traditions. With supporting teachers to guide you, you can have fun and enjoy the school atmosphere. Maple Club is held in Maple classroom opposite Holly Class, so when you come in the morning, just ring the bell and someone will come and open the gate.



Maple Club is an awesome place for children to go as it is fun and interactive. Many people go and do art, reading and play board games with their friends. Personally, from my experience with Maple Club, in the many times I have been there, it has been top notch, and I come into the classroom when the whistle is blown, full of energy and readiness to learn. The two amazing teachers are called Mrs Horwood and Mrs Lilani, who are so supportive! With a pool table to master the game and lego to broaden your

imagination, Maple Club is the dream place to learn. A bookcase stacked to the top is open to everyone. Colouring sheets and cardboard boxes are there for your access. It is £5 for breakfast club and an extra £1 if you want breakfast: toast and cereal on offer. Then, for after school club, it's £10 and an extra £2 for food.


But why should you go to Maple Club? When both your parents or guardians are at work, you're probably not going to be allowed to wait at home and go to school by yourself when the gate opens. That's why Maple Club is such a convenient option for parents. They can just drop you off outside the gates and then continue on their journey to work, and it's extremely fun. Fareeda, who still goes, says it's one of the best experiences ever. Why wouldn't it be?

We asked some Maple Club members to tell us three words from their experience and here are their answers. Can you see which word was the most common?

This is how you know that Maple Club is the place for YOU!
This is only a quarter of everyone who actually goes.



Maple Bear is the mascot, crocheted by Mrs Horwood. You can take him home for a week or two if you come to Maple Club regularly. Maple comes with a backpack full of books and stationery and an extra bag with his superhero cape, ear muffs and an Egyptian coat. A pink collar (made by Fareeda) is attached to Maple bear.



By Anushka Phatak and Fareeda Bahaa- El- Din, both Year 6,
Rowan

A comic named 'I'm Not Old!'



By Hasan Sharestani, Year 6, Rowan

Pancake Recipe



Equipment & Ingredients

| Equipment | Ingredients |
|-----------------|-----------------|
| Whisk | 100g Flour |
| Sieve | 300ml Milk |
| Spatula | 2 Eggs |
| Measuring jug | A pinch of salt |
| Weighing scales | |
| Mixing bowl | |
| Ladle | |
| Frying pan | |

Step 1

Once you have washed your hands you will need to start making the batter. To do this you will need your two eggs. Crack your eggs into a large mixing bowl. Remember to wash your hands after handling raw eggs.

Step 2

For this step you will need your sieve, flour, mixing bowl (with the eggs in it) and the weighing scales. Weigh out 100g of flour. Next sieve all the flour into the large mixing bowl.

Step 3

In this step you will need your milk (any colour will do just do not use flavoured milk) and measuring jug. Pour 300ml of milk into the measuring jug and put it to the side.

Step 4

NOW YOU HAVE YOUR EGGS, MILK AND FLOUR WEIGHED OUT YOU CAN MIX IT UP. START BY GIVING YOUR EGGS AND FLOUR A LITTLE WHISK. THEN ADD A FAIR AMOUNT OF MILK AND WHISK, KEEP DOING THIS UNTIL YOU HAVE A SMOOTH BATTER.

Step 5

This step needs to be done by an adult. Heat the pan and a little bit of oil until it gets really really hot. Once you have done that you need to ladle a spoonful of pancake batter. Spread it around then when it's ready you can flip it or just use the spatula to turn it over.

Topping ideas

| | |
|---------------|-----------------------|
| JAM | Nuts |
| Blueberries | Nutella and sprinkles |
| Lemon & Sugar | Banana |
| Maple syrup | |

By Eileen Manhertz, Year 5, Elm

Avani and Aayan's homemade lemonade recipe

Makes approximately 6 glasses

Ingredients:

- 3 lemons
- 5 tbsp of sugar
- 1 litre of cold water

Equipment:

- Water shaker
- Knife
- Chopping board
- Lemon juicer/squeezer

Instructions:

1. Cut the lemons carefully into half.
2. Squeeze as much of the lemon juice out in the lemon squeeze as possible.
3. Put the water and all the lemon juice into the water shaker. Shake for 45 seconds.
4. Put 5 tbsp of sugar into the water shaker with the water and lemon juice already in the shaker.
5. Put the lid on and shake for 45 seconds.
6. Pour into a jug, put it in the fridge and serve with a slice of lemon.

Enjoy your lemonade!

By Avani (Year 6 Poplar) and Aayan Amlani (Year 3 Holly)



Golesh Recipe - By Fareeda's Mom

Say hello to this gorgeous Minced Meat Filo Pastry Pie! In Arabic Golesh! 🍷

Recipe:

For the minced meat:

- In a pan add a cube of butter and a drizzle of olive oil,
- Add one minced onion and stir until its golden brown,
- Add the minced meat and add one bay leaf, 2 cardamom seeds, and 5-6 gum mastic,
- Season with salt and pepper and cook on medium heat.

Prepare the filo pastry:

- Grease an oven proof dish with melted butter,
- Start adding the filo pastry sheets, one at a time, and add some melted butter between each sheet,
- Add 9 sheets of filo pastry at the bottom then add the cooked minced meat, green peppers, parsley and coriander,
- Add three more sheets of filo pastry on top with butter in between each filo pastry sheet,
- Fold the edges then cut diagonally and pop in the oven for 20 minutes,
- Take the pie out of the oven and add half a cup of milk with a beaten egg on top,
- Pop back in the oven for 25 more minutes or until golden brown on top.

All Done

Enjoy your Minced Meat Filo Pastry.



Looking back at the O2 Young Voices Choir Y6 Trip of a lifetime

After two months of preparation, Year 6 went to the concert of a lifetime. It was an incredible experience and I am sure none of us will ever forget it, I know I definitely won't. How often do you get to take the stage with all of your friends and sing your heart out? The answer is: not very often. This concert helped us all sing the night away. We sang song after song enjoying the moment. Above all, we had the best time.

The preparations for the concert started in November - December 2023 and Mrs. Agnue, Miss Park, and Miss Reynolds were with us every step of the way. They coached us with love and they made sure that everyone enjoyed what we were doing. I believe that the best lesson we learned from this experience is to believe in ourselves and believe that we can do something amazing, and you know what, we did. I felt so proud to participate afterwards. I know my parents will never forget this and they told me how proud they were of me and of all of the Year 6 students for putting on the show of a lifetime!

It is difficult for me to say which was my favourite part of the Young Voices Concert because every single minute was special, however, if I had to choose one favourite moment it would definitely be the concert and how our T- Shirts lit up. Each of us got our torches and started waving them around when we started singing, and I remember feeling happier than ever! I could not stop smiling and nothing in the world would ever change this feeling. I started singing louder and louder (perhaps I should have thought more about the people that were next to me, I am sorry if your ears hurt! I also may have lost my voice for life!). It was also amazing to welcome the three special guests that came. We were treated to superb performances by MC Grammar who sang the World Book Day song (where we obviously joined in at the chorus) Natalie Williams who sang Extraordinary for us (while we joined in again). And last but definitely not least an amazing drumming performance by Nandi Bushell. She is only thirteen years old and performed with the Foo - Fighters when the Queen (may she rest in peace) celebrated her diamond jubilee. I thought that as a dancer I had seen everything, but I was happily proven wrong when Urban Strides walked on the stage; what incredible dancers! They were so in sync and moved as if they were dancing on water, it was so phenomenal to witness their performance. Their energy moved me and their parents' performance was hilarious. I definitely won't forget how we attempted (and failed) to do the Mexican wave at the interval. The applause in the O2 Arena was deafening (even louder than my singing) and the level of excitement that all of us showed was a testament to how amazing this event was.

I believe that as students in Nascot Wood Junior School we are very lucky to be able to attend so many amazing events and to have teachers that care about us so much and always want us to enjoy our time in school. All the staff members were so encouraging and supported the Year 6 students during the rehearsal and during the concert. I could feel the love and excitement that the teachers felt and this pushed me to do my best even though it was way past my bedtime! I want to personally thank Mrs. Agnue who we could not have done this without. She taught us every word and was always pushing us to do our best and encouraged us to shout (NASCOT WOOD) at the top of our lungs so our parents would hear us (total failure, no parents heard us!). None of this would have happened without her delicate planning, time and her dedication. Miss Park and Miss Reynolds and all the teaching assistants were there for us every step of the way as well and their words of encouragement still ring in my ears until today. This was so fun and I'm sure everyone enjoyed it as much as me.

By Fareeda Bahaa - El - Din, Rowan, Year 6

A New Years Trip to Chicago




During the Christmas holiday, we went to Chicago and we had a great time exploring this wonderful city in the United States of America. From Lincoln Zoo to the Adler Planetarium this trip was packed with exciting memories as well as experiences.



To start off with, we went to the extraordinary Lincoln Park Zoo where we saw a variety of different animals including polar bears, lions, seals, penguins, red faced spider monkeys, flamingos, all kinds of reptiles and much more. There was a whole room full of reptiles which were interesting but at the same time a bit terrifying!

Our hotel was near the Cheesecake Factory which is a restaurant that has pasta, burgers, pizza, wraps, ice cream and obviously cheesecake. They only have Cheesecake Factories in America which makes them unique there so when we go to the USA it is a treat for everyone.



The next activity that we did was going to the one and only Adler Planetarium. We saw 2 shows in one day and they were both brilliant. The first show was about the Solar System and the next was about Planet Nine. After we watched the shows, we went and explored the rest of the Planetarium where you could try activities and try to crack puzzles about what astronauts really do behind the scenes. Outside the Planetarium, there was a wonderful view of Chicago and what made it extra special was the fact that it was night and it was truly phenomenal.



On our last day in Chicago, we managed to go to the United Center which is the Chicago Bulls' official arena. It was very exciting and interesting as we got to see the Michael Jordan statue. We were also lucky enough to watch them win 104-91. Wow; what a game! We were both amazed about how tall all the players are!

The very famous Home Alone house follows; this house had so many fans and tourists around it with everyone gasping at how realistic it is compared to the movie! It really was like being in the movie and possibly even being left behind like Kevin!



Last but not least, we were given an opportunity to go up the 360 degrees Chicago and even do their Tilt Experience. Tilt is an experience which tilts the glass forward and makes it feel like you are falling off the building which is fascinating but at the same time pretty scary.

Overall, we both really enjoyed going and we hope to go somewhere similar again. We're sure that we are never going to forget this wonderful (and cold) experience.

Written by Avani Amlani (Year 6 Poplar) and Aayan Amlani (Year 3 Holly)

An article about creative thinking

Nurturing Creative Minds: My Journey with the Creative Thinking Club



My time at the Creative Thinking Club at school is an inspiring and exciting experience. Creative thinking club is led by Mrs. Singh on Thursdays at Maple Classroom at 12:30 PM and we eagerly look forward to the session. We do half-an-hour of brainstorming on interesting topics.

One of the most intriguing aspects of the club is we discuss a varied range of topics. Each session presented us a new opportunity to explore unusual ideas and challenge our perspectives. Mrs. Singh always selects challenging subjects that stimulate our minds and encourages us to think outside the box. One such topic that sparked intense debate was the idea of describing colours to someone who has never seen them due to blindness. It was fascinating to explore different perspectives on this seemingly impossible task.

Another interesting topic we tackled in one of the sessions was “Is it right to keep animals in zoos?”. This topic encouraged us to consider our responsibilities towards other living beings and the impact of human actions on the natural world. We always explore various viewpoints and gain an in-depth understanding of the topic.

Overall, my time at the Creative Thinking Club was an invaluable journey. It encouraged curiosity, critical thinking, and creativity, and allowed me to engage with ideas and perspectives that I may not have experienced earlier. It was not only a club for exchanging ideas but also a community where friendships grew and perspectives shared. Under Mrs. Singh’s guidance, we learned to look at the complex issues with curiosity and empathy.

Written by Vedhaa Nandakumar, Year 4, Oak

My favourite parts of the Warner Bros. Studio Tour London - The Making of Harry Potter



This year, my year group and I went to the Warner Bros. Studio Tour London, The Making of Harry Potter as part of a school trip and I will be sharing my favourite parts of the school trip with you. To start off with, I just have to say how amazed I was by the whole experience as it really blew me away. When I first heard that we were going, I thought we were just seeing sets and costumes but we also saw behind the scenes magic.

Firstly, I personally really enjoyed seeing the scarlet Hogwarts Express on Platform as you could actually go inside. In addition to that, there is a place where you can sit in a carriage and using visual effects it makes it look like dementors are coming at you!



Following that, we went to Diagon Alley which was truly enchanting; there are so many shops which you can see that were actually in the movie such as Madam Malkin's Robes for all Occasions, Quality Quidditch Supplies, Honeydukes and even Weasley's Wizard Wheezes! At the end of Diagon Alley, the one and only Gringotts Bank is standing diagonally waiting for you to enter. Inside, there are costumes that were used in the movie such as Griphook's goblin head at the end. When you go into another one of these sets, you get a chance to see Harry's vault and even Bellatrix Lestrange's vault! Next to the 'Lestrange Vault' the Gryffindor Sword is behind a mountain of gold trophies which is a great photo opportunity for all as it looks like you are inside a tower of gold!



Last but not least, I thoroughly enjoyed seeing Hogwarts especially as we went during the Hogwarts in the Snow period. Next to this amazing castle, there were small screens which showed you how they constructed this incredible castle as well as showing you how long it took to build; it was truly fascinating!

Overall, this was a trip that I will remember forever as I got to share my memory with my Poplar classmates. A huge thank you to Miss Reynolds and Miss Park for organising this wonderful trip. Another thank you to the whole of the Warner Bros. Studio Tour team.

Written by Avani Amlani, Year 6, Poplar

An article about the Girls Under 11 Football Tournament



On Tuesday 28th February 2024, 9 year sixes were chosen to attend an U11 girls tournament at the Watford FC Training Ground. The team included: Janvi, Kiara, Yasmina, Kaitlin, Emily, Sanvy, Yashika and I; we all had an amazing time and this article will explain what we did.

To start off the day, we were driven to the training ground by parents or teachers. Seeing the official Watford sign outside the training ground was crazy as I had always dreamed of being inside the Watford FC Training Ground. Walking into the training ground was a feeling that I will always remember; it was very exciting but also pretty nerve racking.

As soon as we arrived, we were called up for our first match which started at 9:15. This match ended in a loss for NWJS; the score was 7-0 to the other school. We were all a bit upset but we knew that that was only one out of 7 matches. After a 15 minute break we were ready to play again. After a few changes to the squad, we were ready to give all we had in the next game. Unfortunately, we, once again, lost 5-0.

After another 30 minutes, we were told to get back onto the pitch to start our next game. During this match, NWJS should have been awarded a penalty but the referee did not. This game ended 3-0 to the other school again. After losing three games in a row, all of us were disappointed but the teachers were there to motivate us for the next 4 games.

The next few games were tough; we struggled to win any matches: unfortunately, we didn't score in any games across the day but apart from that we had a wonderful time. The part that made me motivated even more was when we met three first team Watford FC players. Many thanks to Miss Morrison and Mrs Wadwhani who made this trip happen.

By Avani Amlani - Year 6 Poplar



An interview with my piano teacher.

Please meet Mrs Marina Petrov

1. How long have you been playing the piano?

I have played the piano for over five decades, since I was nearly 6.

2. When did you fall in love with music and the piano?

I developed a passion for music at the age of four when my mother took me to the ballet Swan Lake by P.I. Tchaikovsky at the Belgrade National Theatre. This experience was truly unforgettable and has stayed with me ever since. As I displayed a natural love for music, my parents enrolled me in a specialist music school in Belgrade, where I started learning the piano. Before that, I used to attend classical ballet classes and enjoyed dancing. I would often perform for my family at home, especially to the music of Strauss and Tchaikovsky.

3. Why did you choose to play the piano and not another instrument?

When I was young, the sensation and sound of the piano keys fascinated me the most. During the initial audition for the specialised music school, I was exposed to the feel and sound of various instruments. It was then that I realised that the piano was my sole instrument, and my abilities have proven that it was the perfect fit for me.



4. What is your favourite genre of piano music? And why?

Although I enjoy various music genres, including contemporary music, I prefer classical and 20th-century styles, which I attribute to my upbringing.

5. How long have you been teaching the piano?

For around forty years, since my early twenties.

6. What is the best thing about being a piano teacher?

I have dedicated my life to sharing the joy and beauty of music through teaching piano. It has been a privilege to work with individuals of all ages, from beginners to professionals, and witness their growth and progress. Music is a powerful force that can enrich our lives and connect us on a deeper level, and I am honoured to have played a part in that journey for so many.

7. Have you ever been to music competitions? What are they?

I have participated in national piano competitions and music festivals in Yugoslavia for nine consecutive years, starting at the age of 8. During this time, I won many of these competitions, which opened doors for national tours around Yugoslavia. I still vividly remember my first win in my age category, which happened when I was eight. This win led to many performances and appearances on national TV and Radio. I also participated in several renowned piano competitions in Western Europe when I was older.

8. Can you describe your feelings when you are playing a piece of music that you love?

It can be challenging to describe the intense and delightful sensation that arises when playing a musical piece that truly resonates with you. Personally, I experience a fluttery feeling in my stomach, a sense of love and thrill, and occasionally, if the piece is particularly emotional, I even get slightly teary-eyed.

9. Can you tell me about your experience playing the piano as a child?

I've learned that playing the piano well requires a lot of practice and focus. Initially, it was difficult to discipline myself to practice for long hours as I preferred to play with my friends or dolls. Additionally, I needed to improve my concentration, especially when sight-reading notes. Thankfully, my mother, who was both a strict parent and a musical person, helped me improve my focus. By the age of nine, I began to enjoy practising the piano at home so much that I didn't want to stop. This experience taught me that hard work usually pays off and leaves me feeling very satisfied.

10. How many hours did you spend practising as a child?

Initially, I began with 45 minutes of daily piano practice and gradually increased it to 4 hours a day (with breaks, of course) by the time I turned nine. On some weeks, when I had to prepare for piano recitals or competitions or while touring, I would spend up to six hours per day practising. Sometimes, I even had to miss school due to these intense practice sessions.

11. Can you describe the Around The Globe Music Competition and tell me how people can participate?



The Around the Globe International Music Festival proudly presents its online piano competitions for pianists of all ages and different music styles. These competitions offer a fantastic opportunity for participants to showcase their skills, record their performances, and perform live at our winners concerts. Our website makes it easy for any piano student to enter their category of choice for the 10th Piano Competition 2024. You can expect the latest updates on our website by the end of this summer, and applications will be accepted from the end of September 2024. The application process is straightforward and hassle-free, and you can find all the details about the competitions programme at <https://www.agpianomusicfestival.co.uk/9th-piano-competition>.

12. What advice would you give to a student still learning to play the piano?

Playing the piano can be a great way to learn about music. However, it is a challenging instrument to play well. If you enjoy the sound and playing activity, it is worth putting in more effort and working towards more practice. Your dedication will pay off in the end, as you will be able to create beautiful music. It is essential to learn to be patient when learning to play. My motto is: Patience is a virtue!



Interviewed by Fareeda Bahaa - El - Din - Year 6 rowan

A drawing of an NWJS student



By Owee Kulkarni - Year 3 willow

A drawing of a castle



By George berry - Year 3 willow

Easter Competition

Easter is just around the corner, so Avani and I have decided to make a fun competition for it. Hidden around the newspaper are bunnies, eggs and bunnies with eggs. They look a bit like this. These do not count.



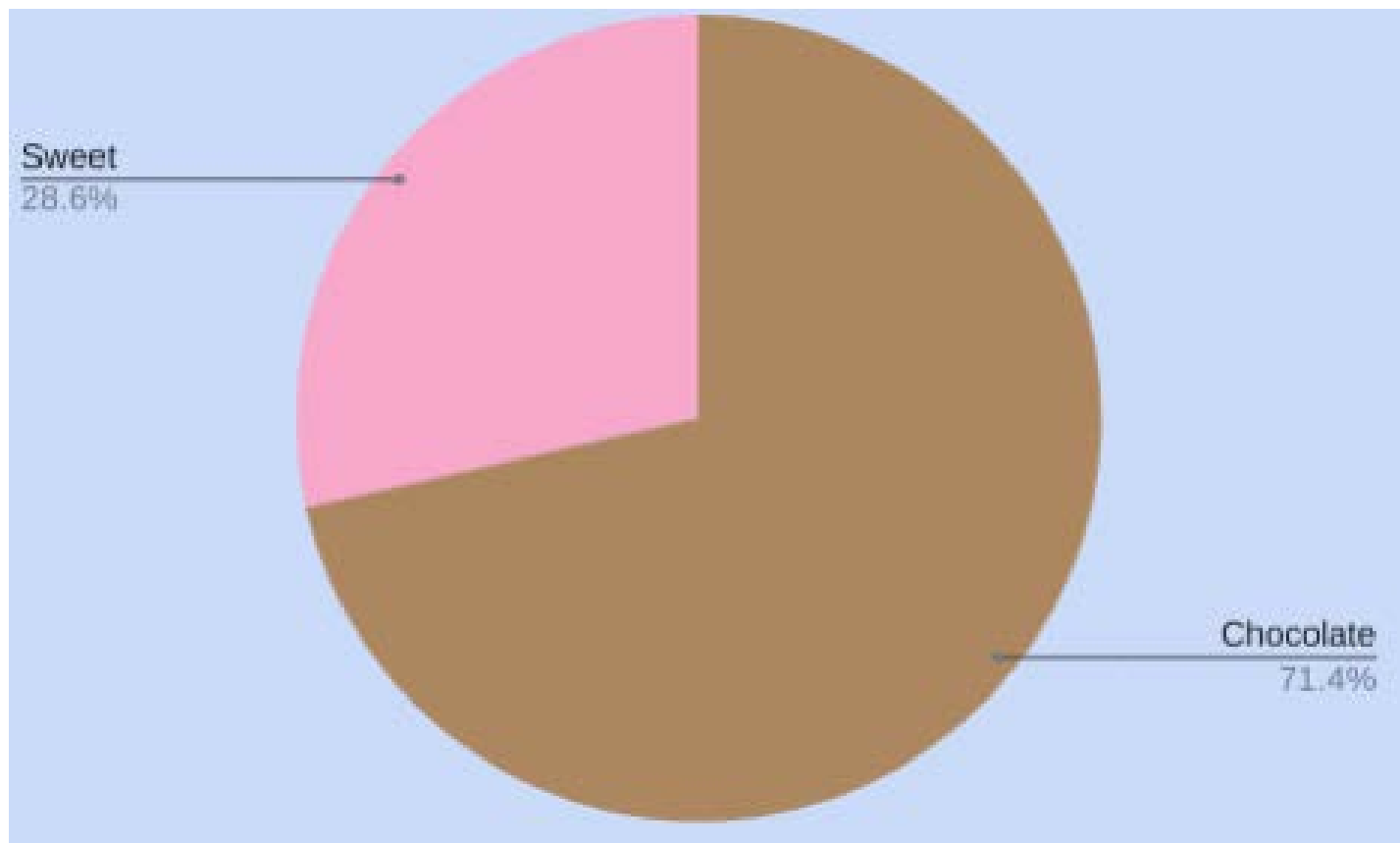
Count all of them up and give your answers to Fareeda or Avani. Make sure to put your answer on a small piece of paper with your name, class and answer. The deadline is Thursday the 18th of April, and we will choose the winner in achievement assembly (Friday 19th April). Only the people who got the answer right will move onto the next round where we will pick a paper out of a box and the winner will win a bag of chocolate eggs.

We hope for many contributions. Fareeda and Avani.

Written by Fareeda Bahaa - El - Din - Year 6 rowan

This or That

For this edition of the Nascot News, we have decided to ask all the teachers a This or That question. The question for this edition was 'Sweets or Chocolate'. Here are the results:



Out of the 14 teachers that we asked, 10 of them chose chocolate and 4 chose sweets. Can you believe it?! chocolate won and sweets lost. It was lots of fun collecting data and we will be back next term with another This or That debate.

By Avani Amlani and Janvi Arun, Year 6, Poplar

Have a safe 
and Happy
Easter
Holiday!