


The Nascot News

Issue: #4



Nascot Wood
Junior School

Welcome to the fourth and final edition of The Nascot News for this academic year. We hope you enjoyed reading the special third edition and are looking forward to reading this last edition before the summer holidays.

In this issue there are a lot of great articles which have captured our last term at Nascot Wood Junior School but also what the other year groups have been up to, including a review of the annual sports day!

With thanks to Anika Anil, Shivank Madan, Kiran Sidhom and Prajna Nandakumar (Year 6) who have helped us put together this fourth edition. Also thanks to Vedhaa (Year 3), Rayan (Year 3) for their contributions.

We are really grateful to everyone who have contributed to all the editions, a special thanks to Kiran (Year 6) who has stepped in and helped with each edition and Rayan (Year 3) for all his wonderful contributions to each and every edition.

We hope you enjoy reading the fourth edition of The Nascot News.

Have a wonderful summer holiday.

Amelia and Jamie



Interview with Mr
Dean Russell



JLT visits No.10



Year 6 visits IOW



Year 6 production

Lessons at 10

The JLT takes over Downing Street

On 9th June 2023, the Junior Leadership Team (more commonly known as the JLT) went on an adventure into London and visited No.10 Downing Street, the home of our Prime Minister, Mr Rishi Sunak. It was a glorious day and the team travelled to Westminster Station by train.



During the trip into London, we spotted Big Ben, the Houses of Parliament, Westminster Abbey and visited the famous Parliament Square. During the walk around the square, we saw many statues of historic men and women like Mahatma Gandhi, Winston Churchill, David Lloyd George as well as Millicent Fawcett, the renowned campaigner for Women's Suffrage. Parliament Square is known for twelve famous statues, representing political and important figures from the Commonwealth realm.



After taking in the sights and sounds of London, we set off from Parliament Square and took a short walk over to Downing Street. On arrival to our destination, we were met by a crowd of tourists who were all gathered outside the entrance of Downing Street, trying desperately to get a glimpse of the famous black door. Mrs Singh spoke with the security guards who guided us through the large black iron gates and onto the famous Downing Street. It was exciting and nerve-racking at the same time. We walked down the street and were all buzzing with excitement when we approached the legendary black door. The super shiny door was enormous. When we finally went through, we were stunned by the beauty that it contained and how big it was actually inside number 10.



The lobby was like a maze, and we could see lots of paintings and photographs hung up on all the walls around us. We walked through the corridor and were led into the gardens of No.10. We were all shocked by the size of the grounds and the beautiful and stunning garden in front of us which was covered in colourful flowers and vivid plants. The sun was shining, and it felt magical to be at No.10.

As we looked around, Mrs Murty and Mr Russell (our local MP) arrived in the garden and came over to talk with us. They asked us about our trip into London and we talked about the sights we had seen on our journey. We were then introduced to another school that was also attending the event, and we were asked to be seated as the workshop was about to start. Mrs Murty explained that this was the first time they held the "Lessons at 10" workshop outside, and we all felt very lucky to first to experience this. Mr Russell told us all about his job as Watford's MP and also about the books he had written encouraging us all to be more creative.

The event began with a Question-and-Answer session where the pupils asked the Prime Minister's wife lots of questions. This was really interesting and there were lots of extraordinary questions like "What was your favourite subject at school?", "How did you come up with the idea about Lessons at 10?" as well as "Do you have any family traditions?".




After this, we were divided into small groups, and we all took part in an activity where we were asked to think about what we would do if we were Prime Minister for the day. Each group presented their ideas and talked about some very inspiring changes and encouraging laws they would implement such as more fun runs, allowing free hot school meals for all children, and being more kind to others. We all spent a wonderful afternoon with Mrs Murty and Mr Russell.



After the workshop, we were taken on our own tour of No. 10 and were joined by Mr Russell. We visited many of the rooms during our tour and learnt some interesting facts about them:


One of the first pieces of history the JLT members were shown was Winston Churchill's favourite reading chair. The arm rests were gouged with scratch marks which were believed to have been caused by Winston's signet ring.

We started our tour at the bottom of Downing Street's famous staircase where there was a huge, wooden globe which was gifted to Margaret Thatcher from the French President Francois Mitterrand. As a joke at the expense of Margaret Thatcher, the Falklands are illustrated both in English and with their Argentinian name - Malvinas. We walked up the main staircase within No.10, and it was just beautiful. The walls were decorated in black and white photographs of each Prime Minister after they leave office. There was one exception as Winston Churchill was represented in two photographs. There is also a very large portrait at the top of the staircase which shows a grumpy Winston Churchill as he had his cigar taken away from him by the photographer!



Further down the corridor, we saw a room which was formerly a phone booth for the media before the day of mobile phones. After a press conference, the media would form an orderly queue in the corridor to ring their respective papers and file a report. It is now a storeroom for Henry the Hoover and the red carpet!

We also visited a room which Margaret Thatcher used as her study. She had her own toilet added to the room, so she did not have to walk to the main bathroom. After she left office, Gordon Brown commissioned a very large portrait of her which still hangs in the room today. John Major is rumoured to have said he couldn't work from this room due to all the reminders of Margaret Thatcher. We also discovered 6 small bumblebees, which were added into the covings around the room. These were added to the room by Tony Blair during his time at No.10 and represents the 6 members of the Blair family.



The White State Drawing Room, which is one of three interlinked state drawing rooms, is where our Prime Minister would meet the Prime Minister/ President of another country. A lovely feature in this room was the ornate ceiling mouldings of the four national flowers of the United Kingdom: rose (England), thistle (Scotland), daffodil (Wales) and shamrock (Northern Ireland). There were two large beautiful white chairs which they sit on whilst members from the press take photographs. This room is immediately above the Cabinet room and suffered some damage from the IRA attack. On the ceiling there is a rough patch of plaster with a slightly lighter paint. This damage was not repaired but painted over instead on the instructions of John Major.

The middle of the three state drawing rooms is The Terracotta State Drawing Room. This room also holds a tribute to Margaret Thatcher. Carved into the decorative framework above one of the doors is a straw-carrying 'thatcher'.

On our tour, we learnt a scary fact about The Pillared State Drawing Room. It is believed that a ghost, of a lady in a white ball gown, haunts the house and her rustling skirt can be heard at night! This room is where guests gather before they go into the State Dining Room. Over the fireplace, there is now a beautiful portrait of Queen Elizabeth I.

Next, we moved to the State Dining room which is where the Prime Minister hosts his guests for dinner. We were really surprised when our tour guide told us that the daily covid updates were filmed in this room. It did not look anything like it did on television. Interconnecting this was the smaller Dining Room which is used as the breakfast room by the Prime Minister. There were so many doors in this room, however we learnt the secret which was that some were false doors! The room also has a unique feature: there is a window over the fireplace instead of a chimney breast. The window once melted due to the heat from the fire so now it is not used.

We were very fortunate that we were taken into the Cabinet room. The large boat shaped table with the green top is surrounded by chairs (only one has arm rests, can you guess who sits in this chair?). We learnt that the Prime Minister meets his Cabinet every Tuesday in this room. All the children had a go at sitting in the Prime Minister's chair – maybe one day one of us will sit there as part of the cabinet meeting!



This room was the centre of the IRA attack in 1991 when they launched a mortar shell from Whitehall aimed at No. 10. Fortunately, due to the snowstorms overnight, the marked line disappeared, and so they had to launch it hoping it would reach its desired target. John Major was holding a cabinet meeting at the time, and they all had to hide under the table.

Did you know that one of the traditions of Downing Street habitants, is that every Prime Minister places a book on the bookshelf in this room before they leave office. Margaret Thatcher left a book with a picture of her on the spine of the book. It is thought that she is keeping an eye over the Cabinet as the book faces directly opposite the table!

A funny myth the JLT was told was that it was tradition for the departing Prime Ministers to take with them a memento of the house on their departure. However, this tradition was stopped when one departing Prime Minister took the door handles to the Cabinet room so the new incoming Prime Minister couldn't get in! Maybe the JLT could start their own tradition!

We all enjoyed a wonderful visit to Downing Street and are grateful to Mrs Murty and Mr Russell for making this possible as well as Mrs Singh and Mrs Melville-Kiely for accompanying us on this trip of a lifetime. We won't be forgetting this adventure anytime soon!



Written by Amelia and Jamie

Mr Dean Russell Interview

Following our trip No. 10 Downing Street, we invited Mr Dean Russell, our local MP, to be interviewed.

Thank you Mr Russell for talking time out of your busy schedule to answer these questions.

Why did you start to write children's books?

I started writing them for my daughter when she was small. We made up stories together and then I turned them into rhymes and stories. It was lots of fun and seeing my books on the shelves of bookshops was an amazing feeling.

When you were younger, what was your dream job and why?

Lorry driver. My dad was a HGV driver and I used to love joining him in the summer holidays.

If you could go back in time and change one thing, what would it be?

There are no doubt things I could do differently, but I don't think I would be who I am if I went back and changed anything.

We are all starting secondary school, so do you have any advice or words of wisdom you would share with us?

There is a famous quote by Albert Einstein that "Everybody is a Genius. But If You Judge a Fish by Its Ability to Climb a Tree, It Will Live Its Whole Life Believing that It is Stupid." So remember, you will find some things you will be great at and love, and some things you may not enjoy so much. So learn to find something to enjoy in everything. Most importantly, make sure you enjoy and celebrate your own successes but also celebrate the successes of others too. In doing so you will see opportunities for happiness everywhere.

Who is your favourite artist and why?

Difficult to say but I do think Leonardo Da Vinci was an incredible artist that also brought together science and so much more.



What is your favourite book?

I don't have a specific favourite book but do love reading science and science fiction. Authors ranging from Stephen Hawking to HG Wells are favourites.

3 fun facts about you?

- *I am an artist and especially enjoy painting portraits and abstract art*
- *I have written songs and enjoy playing the guitar and singing*
- *I studied physics and have published scientific papers on my work using X-rays, lasers and using synchrotrons*

If you were stranded on an island with someone, who would it be?

If I am allowed two people I would want my wife and daughter with me.

What is the most daring thing you've ever done?

Taking part in volunteering in the Filipino jungle as part of helping to build a new village following the devastation caused by Typhoon Haiyan.

Where do you see yourself in 10 years?

I wrote a sci-fi novel before I became an MP that I never got around to publishing. So hopefully in ten years time I'd like to finally see that book and perhaps a series of related stories on a bookstore shelf somewhere!

What is your family's favourite recipe?

Difficult to say but my personal favourite is our own special version of chilli con carne

Who is your hero?

I am a graphic novel fan so I guess I should say Superman!

Interviewed by Jamie and Amelia

The Isle of Wight

On Monday the 19th of June 2023, Nascot Wood's Year 6 leavers embarked on our journey to the Isle of Wight. We stayed there for 5 days and 4 nights and visited rivers, houses, castles and even an adventure park! Although it was many pupils' first time going anywhere without their parents, the members of staff took time to make it a very memorable trip.

Monday June 19th- Hello Isle of Wight

On Monday, we left school at approximately 8.45am to travel to Portsmouth. Everyone was buzzing with excitement as we boarded the coach, pulling on our brand-new leavers hoodies. Despite the fact that the journey was two hours long, it flew by in what felt like a few minutes! After all, we were all eager to visit The Mary Rose, Henry VIII's famous ship. The Mary Rose is a warship created by Henry VIII and it was by far his favourite and sank on July the 19th 1545 on its maiden (first) voyage. On the tour, we discovered it was mainly used for the wars that happened between France and England. It was found on the seabed and raised on the 11th of October 1982. After the tour, we had lunch and went to the beach near the ferry boarding area. Soon after, we attended a 'Henry's Heroes' workshop, where we explored the lives of Henry's Tudor ship crew and even got to dress up as them! We then boarded the ferry and the view was amazing. Everyone gathered to wave goodbye to the mainland as we set off on the long-awaited journey to the Isle of Wight. It took 45 minutes to reach the Isle of Wight shore. As we drove, all we saw was endless greenery and the sea. When we reached the hotel, we had dinner and then went to the beach. The water was nice and cool and so, after the hot day, everyone managed to cool off in the sea.



Tuesday June 20th - Carisbrooke Castle a house of the lords and the clear waters of Alum Bay

On Tuesday, we went to Carisbrooke Castle and Alum Bay. At Carisbrooke Castle, we looked at the architectural aspects and the history. Rowan Class had a teacher led tour first while Poplar did a workshop. For the tour, we went round the top of the castle and we got a clear view of the area below. We were quite high up but the view was worth it. On the walls, there were holes for the archers to shoot through. The workshop was all about the history of the castle and who lived there. We got to navigate our way around the castle searching for seven bags. Inside those bags was information about different time periods and who, during that time period, lived there. Using a map to navigate wasn't as easy as it seemed – it was quite strenuous.



After lunch, we headed straight to Alum Bay. At the beginning, we were able to walk around and go shopping and have ice cream for 45 minutes, but after that we went down to the bay for a short boat ride to see the Needles and the lighthouse. The water gracefully swayed occasionally spraying us with water. We saw the sedimentary rock and some of it was in different hues of red and orange. It was an experience like no other.

Wednesday 21st June - Exploring Majesty and History at Osborne House

One of the highlights of our trip was the visit to Osborne House, a magnificent residence that served as Queen Victoria's favourite holiday home. As we entered the grand gates of Osborne House, we were mesmerised by the stunning architecture and lush gardens. Walking through the rooms adorned with

e x q u i s i t e
f u r n i s h i n g s,
p a i n t i n g s
a n d
p e r s o n a l
b e l o n g i n g s

of the royal family, we felt history come alive. Just a short stroll from the house, we also admired Queen Victoria's private beach.

To enrich our experience at Osborne House, we had a chance to take part in the engaging workshop: "The Queen is Coming!". This interactive session allowed us to step into the shoes of members of the royal household, learning about the meticulous preparations that took place when the Queen visited the residence. From setting the table with precision, polishing the dishes to mastering the art of proper etiquette, the workshop provided a glimpse into the demanding but fascinating world of royal protocol.



Thursday 22nd June - An Unforgettable Adventure at Robin Hill Adventure Park

The grand finale of our trip was a visit to Robin Hill adventure park, which was nothing short of remarkable. Our fun-filled day began with the intriguing maze at the adventure park. Every twist and turn brought with it a wave of excitement as we weaved through the labyrinth. This was followed by the Colossus Swinging Galleon ride, a colossal pirate ship that swung back and forth with stomach-churning intensity. As the ride began, the galleon gradually picked up momentum, reaching greater heights with each swing. After experiencing this thrill, we ventured on to the well revered Robin Hill Bird Display, where we enjoyed witnessing these magnificent creatures take flight, showcasing their grace and power. This show gave us insights into their behaviour and characteristics of these remarkable birds.

Soon after, we journeyed to the *Toboggan Run* – an exciting track that wound its way down a hillside. Equipped with our own individual sleds, we eagerly launched ourselves onto the track, gripping the handles tightly as we sped down the course. As well as this, there were a plethora of other activities we enjoyed including: the Ripple water cushion, all the adventure playgrounds and, lastly, the marvellous gift shop.



That evening as we had done every evening, we went back to the beach which was a stone's throw away from the hotel, for our last dip in the ocean and fun in the sand!

23rd June 2023, Friday - The end of a terrific trip

On Friday, we left the hotel early, at approximately 8.00 am, as we had to make our way to the ferry. You may think that the coach trip back was quieter, but in fact it was just as loud and everyone was excited to get back home! We boarded the ferry to Portsmouth. On the ferry we took the time to talk about how much fun we all had and the great memories we had made together. In the last few minutes of the ferry journey we said our final goodbyes to the Isle of Wight before we reached Portsmouth. We arrived back home in time for lunch and to catch up on our sleep, with a full suitcase of washing for our parents too!

A summary of a very memorable trip

Overall, the journey was splendid and we created many marvellous memories. From diving into Mary Rose's history to braving the Colossus Swinging Galleon, there was something for everyone to enjoy.

Finally, a big thank you to all the members of staff who helped us throughout the whole adventure and the coach drivers, Gary (Rowan coach) and Andy (Poplar coach) who safely transported us everywhere and made this Isle of Wight trip an experience that we will never forget.



Written by Anika and Prajna



NWJS Year 6 trip to The Isle of Wight



ISLE OF WIGHT 2023



Year 6 Leavers presents ...



It is 1929 in New York and the city is split up by gang warfare. On one side, Dandy Dan (played by Yusuf Jaffrey) and his mob terrorise the residents, taking out their enemies using “splurge guns”. These guns symbolise normal machine guns – however, they are loaded with silly string to create a comical effect and not frighten young members of the audience. On the other side, Dandy Dan’s fiercest rival, Fat Sam (who is played by Malek Abdelmonem), runs his successful Grand Slam Speakeasy. There, he deals with business and enjoys the attention of his girlfriend, the famous Tallulah (played by Evie McQueen).

When Fat Sam’s gang is brutally splurged and his empire under severe threat, he engages the help of the main character, Bugsy Malone (played by Max Turnock). While Bugsy attempts to flirt with Blousey Brown (played by Grace Sheward), the new-girl singer in town, he also helps Fat Sam steal a fresh delivery of splurge guns from Dandy Dan. However Bugsy’s efforts cost him his relationship with Blousey Brown, his true love. Can he save the day and still be able to patch up his relationship with Blousey?

On the 11th of July, Year 6 performed their show-stopping play, Bugsy Malone. It was the essence of anticipation, excitement and kept the audience on the edge of their seats. This lively musical explored the concept of gangster rivalry whilst embedding pure comedy throughout the performance and was nothing short of superb. Yashika, a Year 5 pupil, said "The production was amazing. Well done Year 6!"

But a play is difficult to put on and is a giant ordeal. So thank you to all of Year 6 for being committed to the play. The Year 6 staff and Archie were also remarkable! From prop making to motivating students, they were all amazing and deserve a big thank you. And a giant thank you to Mrs Agnew, who made it all happen.

Written by Prajna

Sports Day 2023

The annual Nascot Wood Junior School sports day took place on Wednesday 12th July after the scheduled day was rained off.

All the children were really excited and there was a real buzz in the air on the day. We had all been preparing for this day for months and had all found what we were good at to try and get as many points as possible for our house - after all there was the Sports Cup up for grabs for the winning House. Also the more points the House is awarded the higher the chance of that team winning the House cup at the end of the Year!

This year for sports day 2023, we have a variety of activities for us to do ranging from sprints to shot-put, every activity is planned and prepared carefully using the teachers time to ensure a safe and enjoyable day. At the beginning, we started off with the long distance running. Years 5 and 6 ran two laps of the field and years 3 and 4 ran one lap of the field. Then we continued with the morning half which was: individual sprints, hurdles, three-legged races (done by year 5 and 6), bean bag on head (year 3 and 4 used hoops) and the sack races.



After lunch, we did all of the other activities like: shot put, year 3 and 4 javelin, triple jump and relay. At the end, everyone had at least one sticker to show that they came first, second, third or a well done sticker for participating with good sportsmanship.

A huge thank you to Miss Park for organising such a fantastic event. Also a huge thank you to all of the teachers who took time in organising and preparing the pupils for this tremendous event.

Well done to Griffin for winning the sports cup!

Written by Anika

Sporting Achievements

On 15th June 2023, students from Year 6 made it to the final of the cricket competition which took place at Queens school. The competition consisted of 4 schools and each school played 3 matches. Nascot Wood finished second after losing one match by one run. All the team was sad but also happy as they reached this stage.

On 26th June 2023, some of the Year 3's and Year 5's took part in an Athletics competition against other schools. This event was held at Watford Boys. Some of the activities they took part in were the javelin, speed-bounce, long jump, relay race and many more. Congratulations to the Year 3's who came second place and the Year 5's who came first!

We hope everyone enjoys the annual NWJS swimming gala. It is always a lot of fun. Fingers crossed it doesn't rain!

Congratulations to all the children on all their individual and team sporting achievements in their out-of-school clubs over the last year - well done to everyone!

Summary of House Points for the year

The Prefects have really enjoyed adding up the the house points each week over the last year.

At the time of publishing this edition these are the current results:

In fourth place with 11562 house points is Dragon

In third place with 12188 house points is Griffin


In second place with 12311 house points is Unicorn

In first place with 12537 house points is Phoenix

Each house still has a chance to win this!

The final winning house will be revealed on the last day of term once the last week has been added in along with the points from Sports day.

Good Luck everyone!



Our time at NWJS

We asked all the Year 6 children to complete a survey.

The question was - *‘Use three words to describe your time at Nascot Wood Junior School?’*

We had lots of lovely responses and a great selection of words have been collected. We have displayed these words in the word art below. The size of the word represents how many times that word came up, so the larger the word, the more times it was used. Can you guess what word was most popular?

Thank you to Year 6 for your wonderful word contributions.



Designed by Amelia and Jamie

Year 6 Leavers Disco

On the 14th July Year 6 celebrated their time at Nascot Wood Junior school during the Year 6 Leavers Disco. Despite the typical British rain, we were not going to be put off and were determined to have the best time of our lives.



Everyone had been talking about this disco for ages and how excited we all were. It was a lovely opportunity for everyone to get dressed up, relax and have fun after what has been a busy year.

The evening started at 7pm when we all arrived to a beautifully decorated hall (thanks to the parents and staff involved in this!). The gold, black and silver theme was just stunning and really set a lovely ambience for the evening.

Disco Dave soon got the music started and we all got onto the dance floor to party! Even the teachers enjoyed a little boogie! The bright disco lights had us all mesmerised and the DJ really made it a fun night!

The dining hall had been transformed into a beautifully decorated area and we all enjoyed a meal together and also just hanging out there too. Everyone loved all the little details from the class of 2023 napkins to the beautifully personalised cupcakes, which many of us could not resist taking a bite before our main meal!

We all really enjoyed taking photos in the photo booth area, the selfie frame and props were brilliant! We all enjoyed capturing some beautiful memories with our friends.



Whilst some of the children then played in the playground, others enjoyed an evening splash in the pool.

The evening ended with the grand finale, the AMAZING firework display (it even stopped raining)! It was just so stunning and a lovely way to end what has been the perfect evening.

We all had an amazing time celebrating with our friends and will remember this evening for a long time!

Written by Amelia and Jamie

Manchester City road to FA cup glory!

Here is a summary of Manchester City's road to glory. Here is a review of how Manchester City won the FA Cup.

3rd Round

In the first round, Manchester City took on Chelsea. Everyone expected a tight match but it was anything but tight. Man City dominated the first half but they did not score their first goal until the 23rd minute when they were awarded a free kick from 30 yards out and Riyad Mahrez struck a beautiful curling shot into the top corner. Seven minutes later they were awarded a penalty and Julian Alvarez scored it. Foden then finished off a brilliant team move to make it 3-0. Chelsea kept Man City quiet for most of the second half until the 85th minute when Mahrez converted a penalty to make it 4-0.

4th Round

This match against Arsenal was a lot closer than the last but Manchester City still managed to edge it. It was an end to end game with both teams creating lots of chances. Arsenal just edged the first half. In the 64th minute, Julian Alvarez's effort hit the post and Ake placed it in the bottom corner to make it 1-0 to Man City. Man City managed to hold on to grab the win.

5th Round

Man City dominated against Bristol City and it only took seven minutes for Phil Foden to score a tap in after a delicious cross by Riyad Mahrez. Man City also came close after Calvin Phillips' ferocious strike hit the bar. Man City continued to dominate the second half until the 74th minute mark when Foden scored after a deflection and in the 84th minute De Bruyne hit a 30 yard stunner to take Manchester City into the Quarter Finals.



Quarter Finals

Man City won this match easily after being on top throughout the whole game. Burnley's best chance in this game came in the 18th minute when Stephan Ortega made a good save diving down to his left. In the 32nd minute, Julian Alvarez played a pin point through ball to Erling Haaland to open the scoring. Three minutes later, Haaland scored again after Foden put it on a plate for him and Haaland placed it nicely around the keeper. The next goal didn't come until the 59th minute when Foden's powerful effort hit the post and Haaland was there to tap it in. The onslaught then continued with Julian Alvarez and Cole Palmer getting on the scoresheet to help Man City beat Burnley 6-0.

Semi Finals

Manchester City were drawn against Sheffield United in the FA Cup. In the 43rd minute Mahrez scored a penalty to make it 1-0. Then, in the 61st minute, Mahrez produced a fantastic solo run to make it 2-0. Mahrez then completed his hat trick after an amazing ball by Grealish. Manchester City will be playing Man United in the FA CUP final and it will be the first ever Manchester Derby in a final.

Final

The final, which was held in Wembley, was a match that decided the winner of the prestigious FA Cup. Manchester City kicked off and straight away started playing attacking football. It only took the Premier League winners 12 seconds to score with a sensational volley that was scored by Ilkay Gundogan. It was the fastest ever goal scored in the FA Cup in history. After that sublime goal both sides had even chances, but even with Manchester City's dominance on the ball, Manchester United scored. The goal came down to a VAR decision, which took an awful amount of time to decide but eventually it was decided that the ball had hit Jack Grealish's fingers. De Bruyne sends in a free kick where Ilkay Gundogan is waiting unmarked. He didn't strike cleanly but it goes through all of the feet and goes into the left bottom corner. After that goal, there were many chances, but Manchester City held onto their one goal lead and lifted the cup for the 7th time in history. This was the fifth time out of the last six FA cup finals Manchester United have been in that they have lost.



Written by Kiran

World Test Championship Final 4th day

The World Test Championship is a test competition played by the teams who finish one and two in the test rankings. It is a competition that is spread across 2 years. Australia and India made it to the final by finishing first and second in the ICC World Test ranking table.

Australia batting

India made a good start by dismissing Marcus Labuschagne when he nicked to first slip from the bowling of Umesh Yadav for 41. Australia then dominated the morning session with a few edgy moments until Jadeja produced a beauty to dismiss Cameron Green for 25. Australia then continued to dominate and score runs quickly with ease without any effort. Starc hit 41 and Carey passed 50 with a cut shot for four. India then removed Starc when he looked to smack Shami for six and was caught by first slip for 41. Pat Cummins then came in and on his second ball smacked Mohammed Siraj over his head for four but four balls later was caught by a sub fielder after trying to smack Shami. He then declared with India needing 444 to win.

India batting

Rohit Sharma and Shubman Gill put on a partnership of 41 while one of the highlights was Rohit Sharma pulling Mitchell Starc for six. Then Shubman Gill nicked Boland to Cameron Green at slip. After 10 minutes of controversy, it was given out. Rohit Sharma and Cheteshwar Pujara put on another partnership of 41 before Nathan Lyon trapped Rohit Pujara LBW while he was trying to reverse sweep. Pujara got out whilst trying to ramp Pat Cummins. India finished on 164 for 3 with Kohli and Rahane putting on a strong partnership of 71. India needed 280 to win on the last day of the test whilst Australia needed seven wickets.

Written by Kiran





The IPL



The IPL, the Indian Premier League, is a cricket tournament played every year (normally between March and May) using the different cities of India as different teams: Chennai, Rajasthan, Mumbai, Delhi, Kolkata, Hyderabad, Lucknow, Gujarat and Bangalore. For the competition, there are two league tables: the fair play table and the league table. It was created by the Board of Control for Cricket in India (BCCI) in 2007. Just after the first season, it became a major hit throughout the world for all cricket fans. Before each season, there is an auction. Each team gets to keep three players and the rest of the players are auctioned and the team with the highest bid gets the player.

After the first 70 matches played in total (14 games per team) they move onto the qualifying round. The top 4 teams in the league table will qualify and there will be two quarter finals. For the 2023 IPL (this year's IPL) the teams that qualified were: Chennai Super Kings, Gujarat Titans, Lucknow Super Giants and Mumbai Indians. The quarter finalists were Gujarat Titans vs Chennai Super Kings and Mumbai Indians vs Lucknow Super Giants. The top two teams played and the winner had a confirmed spot in the finals. On the other hand, the third and fourth teams faced each other and the winner of that played the losing team of the other match. The winner of that match played in the finals. For this year the semi finalists were Gujarat Titans vs Mumbai Indians and this determined the second qualifier. For this season, the finals was Chennai vs Gujarat. The match was very close. It came down to ten runs in two balls for Chennai. The winner was Chennai and at the end, there were blue and yellow fireworks shooting up from the Narendra Modi stadium, which is the biggest cricket ground in the entire world.

Written by Anika

Can we Stop the Climate Crisis?

What is climate change?

Climate change is a phenomenon where the weather of a place changes. For example, unusually hot summers in London (UK), heavy rains in Kerala (India) and wildfires in California (US). The effects of climate change in the above examples are visible but there are changes that are happening at other places as well, which may have larger effects as time passes.

How did climate change start?

The main issues started with the invention of plastic, followed by the 'Industrial Revolution' and the introduction of electricity and electronic devices (which is the most recent invention). Another major element, contributing to climate change, is the use of fossil fuels. When they are burned, a substance called Carbon monoxide (CO) is produced. This is called pollution. The polluted air affects the upper layers of the Earth's atmosphere. This in turn damages our weather patterns, causing temperature to rise, triggering strong winds and more frequent disasters like droughts or tsunamis.



Why is this affecting us?

Climate change is putting the population at risk. For example, if we have a drought, people will die of hunger. Wildfires will kill thousands of trees and animals, and many will lose their homes. A sudden tsunami can kill thousands and so can a sudden flood.

What places have been impacted by climate change?

Besides the calamities mentioned earlier, several natural habitats have been affected by pollution and climate change. One of the most damaged areas in the world is the Arctic. The rise in heat levels means the melting of snow. The Arctic is home to many different beautiful species and when the ice melts, we are putting the animals in extreme danger. The consequence of the rising water might be fatal to the Arctic and many more low-lying coastal areas (including islands).

What places have been impacted by climate change (continued)?

The Great Barrier Reef (in Australia) is in danger because of increase in water level and pollution, which is causing coral bleaching and fish extinction. Another example is the European Alps, which is losing its beautiful snow cover because of the increase in temperature. The Amazon rainforest (in South America) is also another victim of droughts and deforestation. This leads to frequent wildfires and immense drops in animal population.



Another place that is being affected by this crisis is Madagascar, which is the second largest island in the world, and it is home to 25,000 animal species. There are high chances of the wonderland being drowned in the rising water levels. Finally, we have the Maldives. The Maldives has been a very popular and loved holiday destination, but some people are scared that it might disappear from the radar because of the water levels.


What can we do to help?

We all know about the impact of climate change but are we doing enough to protect our home, Earth? So, what can we do to protect our Earth? There are several initiatives being taken by Governments, Fellow Citizens and Activists to slow down the impact of this crisis, but we need to do more. Many people, like Sir David Attenborough and Greta Thunberg, are trying to help. Their efforts are unbelievable and to many peoples' surprise, they are still protesting for a clean and sustainable world. We, as students, can take an action of using less plastic, doing more recycling, eating more green food and trying to use emission-free modes of transport. As it is said "every little helps". If we do our part others will join in too and we can heal the wounds of our Earth.



Written by Anika

Our School - Crossword



Across

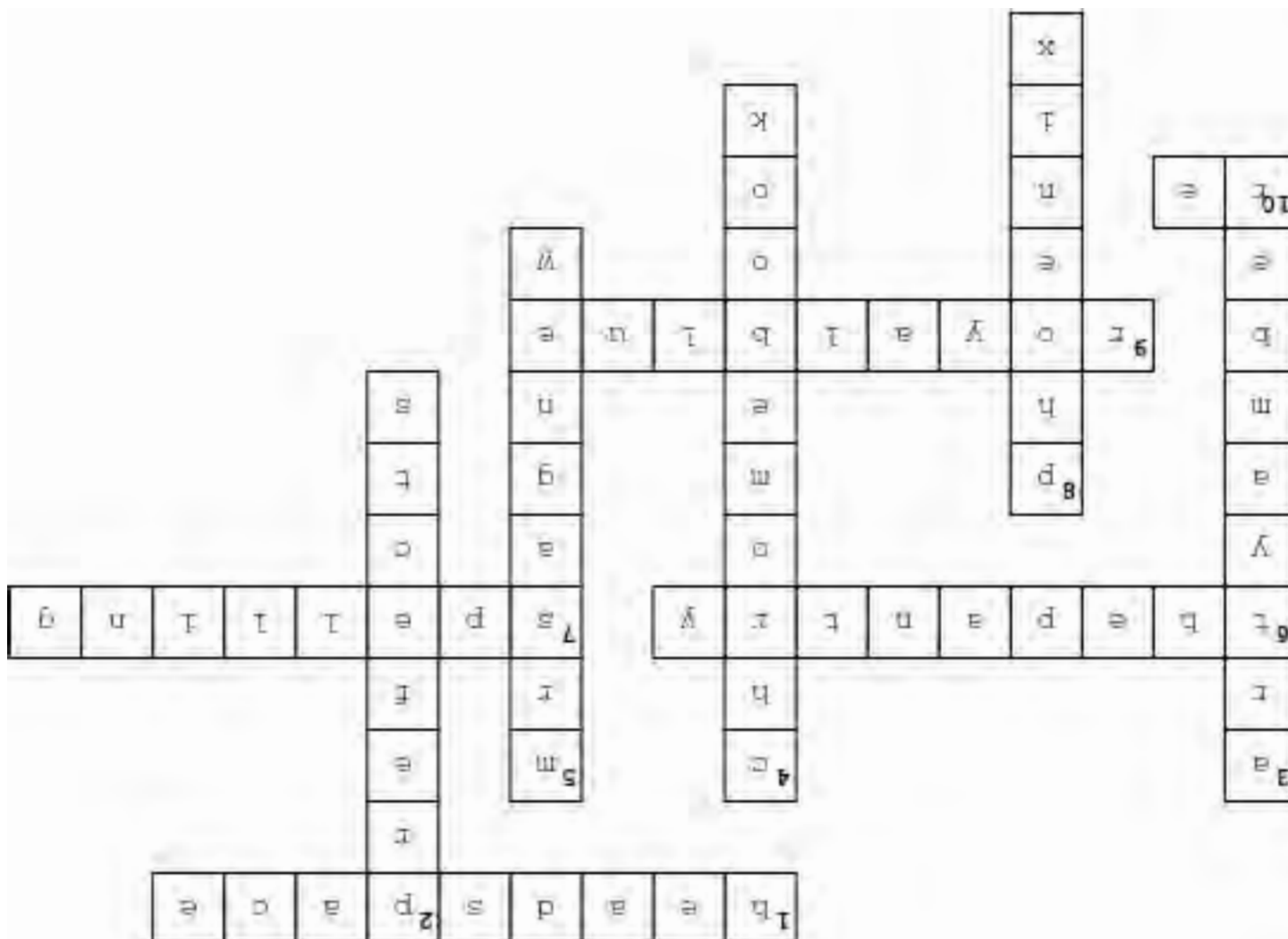
- 1. I'm a meditation and I calm you down
- 6. We serve school meals
- 7. You do this every Friday
- 9. The colour of NWJS
- 10. I teach you Christianity, Hinduism, Islam and more

Down

- 2. We sum up the house points
- 3. A club held on Wednesdays and Thursdays
- 4. Electronic Device every student has
- 5. I'm your music teacher
- 8. I burn to death and emerge - firebird

Answers on the next page...

Our School - Crossword Answers



Winter to Spring

Written by Anika Anil - Year 6 Rowan Class

When the sun shies away from the earth,

When hues of grey cover the sky,

When winds bring just shivers and chills,

Winter, winter I know you are here.

Ice and snow veil the earth,

In the world of falling flakes,

I trudged through the grove,

In the hope to find another shade.

Nights are longer and darker,

Northern lights festoon the skies,

Nothing beats the feel of snow on my nose,

New Year brings new beginnings to my life.

Together, around a warm fire,

Turtleneck and knitted gloves stop me shivering,

Tea and chocolate to comfort us,

This is why I love winter.

Each day the sun stays a bit longer,

Even animals come out to play,

Every branch is starting to blossom,

Eight months until another.

Radiant flowers start to bloom,

Raindrops on blades of grass,

Rainbows leap across the sky,

Rise and shine for spring is here.





TEN FACTS ABOUT VIKINGS

By Vedhaa Nandakumar - Year 3 Willow Class



Vedhaa
Willow

1. The name 'Vikings' means 'a pirate raider' in the Old Norse Language.
2. The Vikings were brilliant at making boats and ships. Their longboats could fit 60 people in at a time.
3. Vikings loved eating fish as they lived near the sea.
4. Among their many gods Vikings believed in were Thor, the god of thunder and Loki, a cheeky mischief-maker who could shape-shift to become all different kinds of animals.
5. Did you know that Vikings were happy to die in the battles? This was because they believed that they would go to heaven where they could party all night.
6. Vikings loved blonde hair and even found ways to dye and lighten their hair so it would appear blonde.
7. Vikings usually bathed just once a week on Saturday!
8. Vikings children didn't go to school. Everything they learnt was through stories. Long Viking stories are called Sagas.
9. Did you know that Vikings spoke in a language called the Old Norse, 20% of modern British words came from the Viking language including words - happy, foot and cake.
10. Vikings loved their boats, they considered it as a great honour for a person to be mummified, dressed in finery and placed to rest in a ship after death. They believed that these ships would take the dead into the afterlife.

My Holiday

By Rayan Dutta - Year 3 Holly Class

One day I woke up from sleep and got ready to go somewhere. I didn't know where we were going because it was a surprise so I waited patiently. The journey was two hours long and very exciting. When I got there, there was a big safari park called LongLeat.



The safari park had lots of animals like lemurs, lions, tigers, monkeys and flamingos. At the very end of the monkey area, a monkey sat on the car in front of me and broke some parts of the car. It was very shocking because it happened so suddenly.

Also, in the safari there was a ride and it was very fun. I went on a ferry and saw a giant hippo. The hippo is the most dangerous and powerful animal on land. It looked like a big rock. I also saw sea lions being fed. Along with that, there was a place where I could feed birds. When a bird sat on my hand and drank the nectar, I shook my hand and got scared because the claws hurt. After I fed the birds I saw a huge snake, koalas, a sloth, a scorpion, a cockroach, a toad and tortoises. Then, my parents bought some magnets and enjoyed every part of it.



Next, I went to the hotel, had dinner and slept. The next day I went to this place called Cheddar Gorge and saw lots of shops. First, I went to a shop where you could buy different types of cheese. They all tasted amazing! Then I went to a cheese factory and saw how to make it. Next to the shops, there were many steps which I climbed. When I reached, I went up a big tree but I was scared to come down. I also climbed a big tower and could see the whole view of the town clearly. I came down and had a caramel ice cream. Finally, I went home.



When I reached home, I thought this was one of my best holidays so far and then went to sleep.

Dipping bonanza ice blocks **Method**

SERVES 16



Ingredients

- 160 g fresh strawberries (chopped, hulled)
- 160 g pineapple (chopped, peeled)
- 160 g raspberries (chopped)
- 160 g cherries (chopped, stone removed)
- 16 tsp natural unrefined cane sugar

For the dips and sprinkles

- 100 g white chocolate (broken into pieces)
- 100 g milk chocolate (broken into pieces)
- 100 g dark chocolate (broken into pieces)
- 2 tsp coconut oil
- Sprinkles

1. To make the lollies, whizz each fruit separately with 130 ml of water and 4 teaspoons of sugar in a blender. Divide each flavour mixture between four moulds, leaving a 1cm gap at the top. Insert the sticks with the stick-holders and place in the freezer.

2. When frozen, de-mould and store until ready to use. Prepare the dipping bowls when you are ready to serve the lollies: put each chocolate into a separate microwavable bowl. Add 1 teaspoon of coconut oil to each of the milk and dark chocolate bowls (but not the white).

3. Microwave each one for 20 seconds and stir, then microwave again for 10 seconds and stir. Continue until completely melted, but keep your eye on the chocolate as it can easily burn.

4. Put the toppings into small bowls, then arrange with the chocolate bowls and ice lollies on the bonanza table and let the kids start dipping!

Enjoy!

ETON MESS

Serves 6



Ingredients

- 600g/1lb 5oz strawberries, hulled
- 2 tbsp icing sugar
- 600ml/20 fl oz double cream
- 200g/7oz seasonal berries (such as raspberries, cherries, currants, or more strawberries)
- 5 ready made meringue nests or 1 batch of the homemade meringues (below)

For the homemade meringues

- 2 large egg whites
- 120g/4¼oz caster sugar
- ¼ tsp vanilla extract

Method

1. If you are using homemade meringues, make these first. Preheat your oven to 110C/100C Fan/Gas ¼ and line a baking sheet with non-stick baking paper.
2. Put the egg whites into a clean mixing bowl and beat with an electric whisk until stiff peaks form when you lift out the whisk. Whisk in the caster sugar, one tablespoon at a time, until the mixture is really thick, glossy and will hold in a stiff peak. Briefly whisk in the vanilla.
3. Place 5 large dollops of the meringue on the prepared baking sheet, leaving space in between. Bake on the lowest shelf of your oven for an hour, or until the meringues easily peel away from the paper. Cool and keep in an airtight container for up to 3 days before using.
4. For the mess, put 150g/ 5½oz of the strawberries into a blender or food processor with ½ tablespoon of the icing sugar. Pulse to form a smooth purée. Halve or quarter the remaining strawberries into bite-size pieces.
5. Whip the double cream and remaining 1 ½ tablespoon of icing sugar together until soft peaks form when you remove the whisk (they should almost hold their shape).
6. To assemble, crumble 4 of the meringues and add to the cream along with all the berries. Fold in lightly, then very briefly stir in the strawberry purée to make swirls in the cream (as you spoon the mess into bowls it will ripple more). Divide between 6 bowls or glasses, crush the final meringue over the top and eat immediately.

Enjoy!

Farewell Year 6

Written by Prajna Nandakumar - Year 6 Rowan Class

*In the grounds we played together,
Building memories we'll remember forever,
We entered so meek and small,
But now we leave proud and tall.*

*Our teachers guided us through the years,
Nurturing our dreams, dismissing our fears,
Year 6 leavers, our hearts filled with pride,
We will cherish this unforgettable ride.*

*Science, English, Maths and Arts,
Nourished our minds – ignited our hearts,
Through ups and downs, smiles and tears,
We stood together over the years.*

*From the House Cup and Sports Day,
To Field trips and the School play,
These memories cherished crystal clear,
We shall always hold them dear.*

*It's time to say goodbye,
And leave this school with our heads held high,
For no matter what happens, bad or good,
We'll always remember our time at Nascot Wood.*

*Now fellow leavers, let's celebrate and cheer,
And carry our values oh so dear!
Spread our wings and let's soar,
The world is ours to explore!*

And that's a wrap...

As we come to the end of our journey at Nascot Wood Juniors and our final edition of the Nascot News for this academic year, we would like to leave you with a final few words.

We want to start by thanking Mrs Singh, Mr Watts, Mrs Keane and Miss Reynolds for supporting us throughout our time of being co-editors of The Nascot News. You believed in us, trusted us and encouraged us to make the newspaper a success. We would also thank Mrs Baxter and Ms Teer for sending out the newspaper link for all parents and children to read.

We would like to send a huge thank you to all the Year 6 children who helped write articles for all the editions and for making all the weekly newspaper meetings fun. Many thanks to all the children in the other year groups who contributed to The Nascot News. We have taken great pleasure in reading all of your articles. Thank you also to all the candidates who took part in being interviewed for the next newspaper team, we enjoyed learning more about you.



Also, on behalf of all of the Year 6 children we would like to thank all the staff who have taught us so much during our time at Nascot Wood Junior School. We will really miss you all but are sure we will be back to visit soon.

We would like to wish all the children good luck in their new year groups and hope that you enjoy the rest of their time at NWJS as much as we have. We hope all the Year 6 children make lots of new friends as they start their secondary school journey and look forward to seeing everyone soon.

The Nascot News started off as a vision. It was just an idea that we had and we wanted to create a new legacy at Nascot Wood. We think it's safe to say that we have achieved what we set out to do and much more. From recipes to puzzles, to school events and school trips, and even an interview with our local MP, Mr Dean Russell, we have covered such a wide range of articles. We have been on an amazing adventure and have both learnt so many new skills on the way. Though there have been times when it was stressful to meet our own deadlines we still had a great deal of fun!

It has been a great honour and privilege to not only be the co-editors of this newspaper, but also to be members of Junior Leadership Team (JLT). We have gained so much invaluable knowledge and irreplaceable experience from the opportunities we have been given as members of the JLT. We hope that the new team have just as much fun and we wish them lots of luck in their adventures. We know you will shine! To those in the younger years, we hope we have inspired you and hope you will aim to pursue these roles during Year 6.

We have made lots of friends and amazing memories during our time at Nascot Wood Nursery and Infant school and then in the Junior school. We will miss everyone but we are looking forward to the next chapter and making more memories at secondary school.

We are sad that our journey has come to an end but we know we are leaving the newspaper in good hands. On a final note, we would like to wish the new editors of The Nascot News and their team all the best for the future and every success with the upcoming editions.

We cannot wait to read the next issues!

Best wishes

Amelia and Jamie

Co-Founders and Co-Editors of The Nascot News

2022 - 2023



We hope you have a lovely summer holiday and best wishes for the new academic year

From The Nascot News Editors and Team

